惠城科技

中德证券有限责任公司
Zhong De Securities Co., Ltd

2025 020010 “ ”

“ ” “ ” “ ”

“ ” “ ” “ ”

“ ” “ ”

“ ”

2024 A

“ ”

φ Ґ ˇ Œ	ŭ Δ
_GB2312	

م ، ع ، U ⌐ . Ő φ ےφ ف ‡ k ا ´ ˝ ɿ ˈ

ɿ ҍ Ь ɿ ҍ Ь ف ∫ ف ⌐‰ ´ ˝ Ï Y ` Ч ɾ ق

+ Ï ı n Ï ҍ Ь م ҍ Ь

ɿ ‡ Ï Є ⌐ ɾ ıı ɾ Є´ ´ˈ ⌐ U

ɿ ɾ ñ ق

ɻ ɻ ɻŰ ⌐Ɱ ɻ ο Ίφ Ϊ

ή ˙ ᾧ Ґ2Є-Ґ8Є ΰ ΐ ΄

Ή ˙ م D ή Ϊ ή ˙ Ґ2ЄҐ8Є ή

΄ Ή ˙ م D ᾗ ˙ ᾗ ΄ ᾗ !!

ᾗ ΰ ΰ Ϊ˜ ᾟ F ᾗ ᾗ ΄

ΰ Ϊ ή ΄

与危废产生单位接洽
与危废产生单位签订处置协议
移出地和接受地环保部门审批
组织危险废物运输
“
”

Ï5, 8 Y+X Œ ×$ Ô¯r@ Ô½ ×$ ÐMr@;

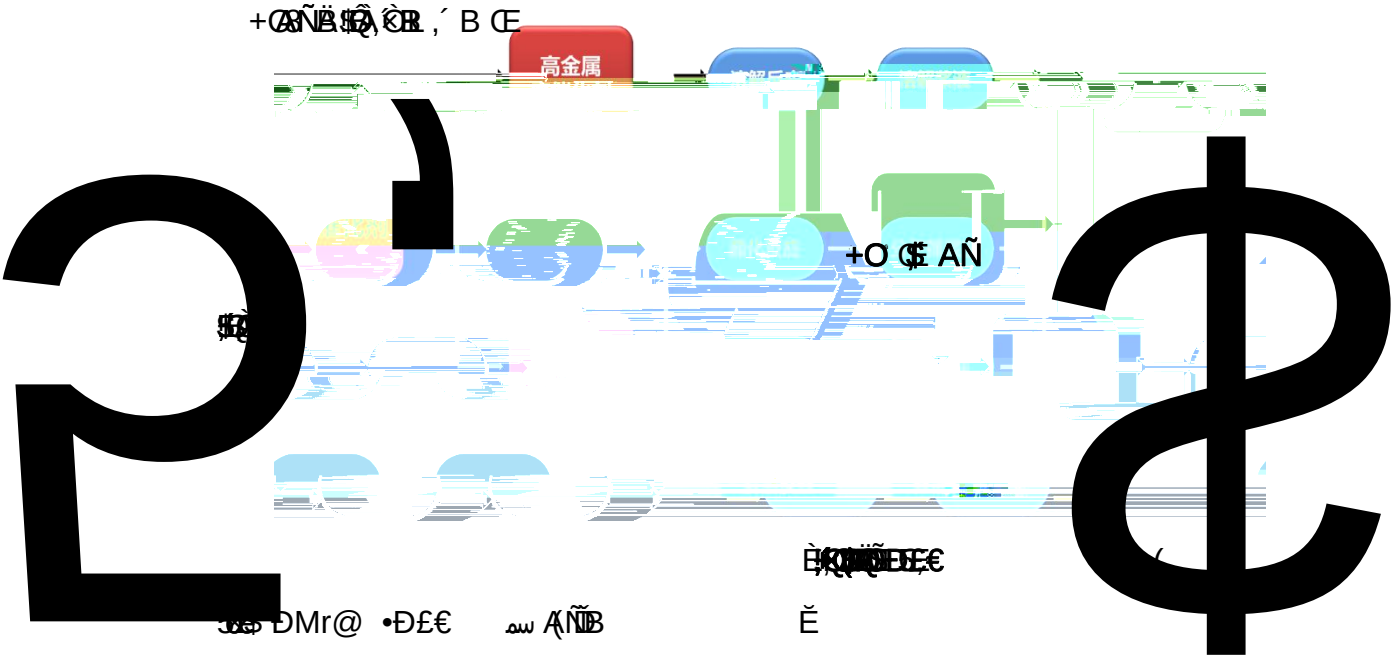



FCC

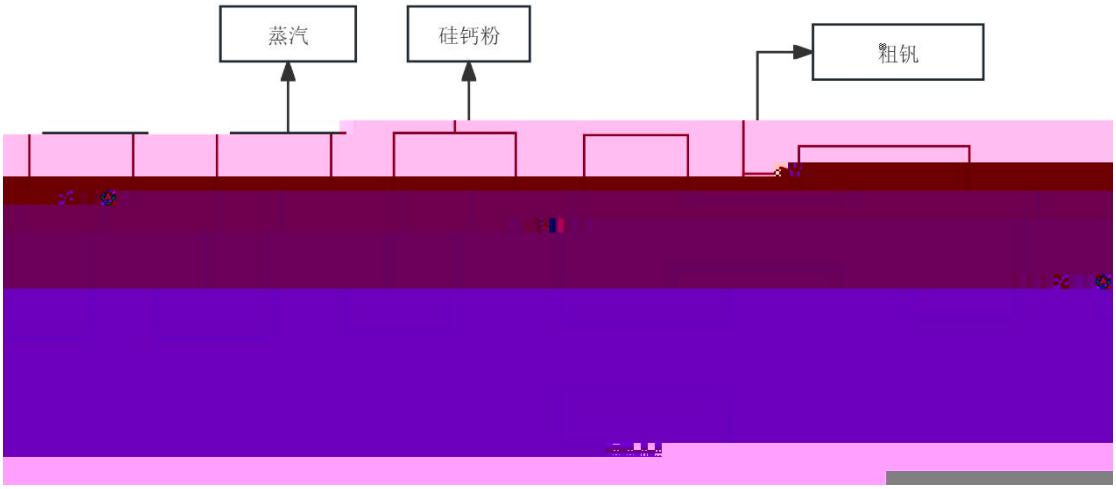

24

“ ”“ ” “

”

		1		-

2022 12

2022	4,324.72	1,620.24	37.46%	-	-
2023	157,599.59	159,939.07	101.48%	368,744.23	2.31
2024	146,848.99	145,437.99	99.04%	490,380.68	3.37
2025 1-6	92,139.32	91,973.24	99.82%	288,809.53	3.14

2023

2024

2025 2 2

2025 1-6

2023

20

2000 /

2020 12

2021 3

₩ ৳

“

”

“ ”

2021 3 30

2021 11 20 “ 8 ”

2022

12 20 2023 12 27

GB5085.1-7 HJ 298

16.7 /

50%-110% 16.7

/

2022 12 2023

2023 2024 2025 1-6 15.76

14.68 9.21

1.39 16.7 12 1.39 ˘ 6

1.39

1K ᴍᴏᴇ

“

2 ”

=

*

053

2023

	92,139.32	15,356.55	146,848.99	12,237.42	157,599.59	13,133.30
	91,973.24	15,328.87	145,437.99	12,119.83	159,939.07	13,328.26
	34,327.53	6,221.25	62,668.04	5,222.34	66,663.00	5,555.25
/		3,732.34		4,308.92		4,168.02

2024

“ ”

3 2024

2024 9

2024

2023

2024

2025 2 2

2025 1-6 2025

1,481.22 2025 572.65

“ ”

“ ” “

”

2023 2024 2025 1-6

/

	3,372.44	366.68	7,291.60	501.35	4,530.50	283.26
	1,171.62	127.39	2,224.78	152.97	1,711.88	107.03
	7,402.13	804.81	13,141.54	903.58	16,683.22	1,043.10
	334.55	36.37	729.84	50.18	592.22	37.03
	12,458.15	1,354.54	24,650.41	1,694.91	20,434.12	1,277.62

2023 2024 2,748.04 /

3,303.00 /

2025 1-6 2,689.79 /

613.20 / 1

2

2025 1-6

2024

2022 -2025 6

	75,754.11	77,622.74	1,999.46
	70,934.28	71,068.34	1,421.43
= /	93.64%	91.56%	71.09%
	11,952.27	7,132.44	578.03

2022-2024

71.09% 91.56% 93.64%

2025 1-6 60.19%

1-2

2024

2025

1-6

2024

2024

“

1 2 ”

2023 2024 2025 1-6

/	3,732.34	4,308.92	4,168.02
/	2,689.79	3,303.00	2,748.04
%	27.93%	23.35%	34.07%

2023 2025 1-6

“

”

2024

2025 1-6

“

ك

“ ”

2

ضخ فخ d m "

1 “

“ ” “ ”

“

2023	2024	2025	1-6
	69.12%	61.62%	66.14%

“ ”

2023-2024 36.87

49.04 182.12 / 140.20 / 2025

1-6 71.12 /

2024

2024 2024

2025 1-6

”

FCC		

FCC

“ 2

24

31.85% 42.82% 16.17%

0.07%

2024

2025 7 2.6

65.00%

2025 1-6

1.71 ķ

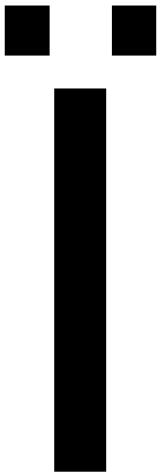

3 /

FCC 2 /

2025 1-6 25.52% 1.46

FCC

	2025 1-6			
	1,168.91	3,672.27	3,566.36	2,597.06
	1,148.65	2,711.20	2,489.14	2,184.75
	15,283.82	39,444.94	35,014.64	24,488.97
/	764.80	930.99	1,018.53	1,060.50
/	751.55	687.34	710.89	892.14
/	13.26	243.65	307.65	168.37
	1.73%	26.17%	30.21%	15.88%

“ 2 ”

1,060.50 / 1,018.53 / 930.99 / 764.80 / 2023-2024

2025 1-6

892.14 / 710.89 /

687.34 / 751.55 /

“ 3 / FCC

” 2023 4

2022 24,488.97

2023 12,842.04

22,172.60

2023

2025 1-6

2023

FCC

	11,424.46	27,134.30	20,522.65	19,805.69
	10,005.65	25,394.32	18,523.67	17,565.37
	9,637.70	23,450.59	16,639.77	16,778.15
/	11,853.93	11,570.84	12,333.49	11,804.45
/	10,381.79	10,828.86	11,132.17	10,469.19
/	1,472.14	741.98	1,201.32	1,335.26
	12.42%	6.41%	9.74%	11.31%

FCC

2023 FCC 1.57

1 FCC ضد 2023 2022 529.04 /

4.48% ضد 2

C 2023 2022 662.98 /

2023 4 / FCC

ɱ ψ , ʎ u

2024 FCC 2023 3.33

762.65 / 6.18%

FCC

2025 1-6 FCC İ 6.01

2025 1-6 FCC . İ

2.45%

4.13% 2024

FCC 1.15-1.25

/ 2023

2023 2024

2024 4,259.97

9,591.32 6,058.75 5,767.67

2025 1-6

	56,407.02	59,430.71	-3,023.69	-5.09%
	42,012.32	45,132.14	-3,119.82	-6.91%
	14,394.70	14,298.58	96.12	0.67%
	1,659.65	1,493.61	166.04	11.12%
	6,252.76	4,895.43	1,357.33	27.73%
	1,295.54	1,207.97	87.57	7.25%
	3,407.79	2,889.28	518.51	17.95%
	985.18	3,105.43	-2,120.25	-68.28%
	1,031.71	3,201.97	-2,170.26	-67.78%
	547.14	3,901.74	-3,354.60	-85.98%
	502.04	3,495.81	-2,993.77	-85.64%

2025 1-6 502.04

2,993.77 85.64% 2,129.4

	3,407.79	6.04	6,126.10	5.33	5,150.93	4.81
	12,615.73	22.37				

2023 2024 2025 1-6 18,520.08

24,287.75 12,615.73 17.30% 21.13%

22.37%

1

2

3

2023 2024 2025 1-6

457.53	27.57	1,095.10	32.16	921.37	34.77
460.71	27.76	993.57	29.18	771.26	29.11
456.14	27.48	800.45	23.51	638.08	24.08
71.15	4.29	184.76	5.43	72.99	2.75
17.36	1.05	121.99	3.58	129.56	4.89
46.46	2.80	63.23	1.86	39.86	1.50

2023 2024 **2025 1-6**

	3,335.32	53.34	6,201.54	50.39	4,591.09	52.51
	913.42	14.61	1,893.99	15.39	1,313.79	15.03
	-	-	795.33	6.46	230.78	2.64
	108.74	1.74	694.24	5.64	553.37	6.33
	208.38	3.33	577.05	4.69	494.85	5.66
	193.09	3.09	426.29	3.46	333.98	3.82
	182.30	2.92	336.66	2.74	339.82	3.89
	122.56	1.96	290.97	2.36	165.17	1.89
	167.28	2.68	193.22	1.57	121.69	1.39
	262.43	4.20	155.09	1.26	91.90	1.05
	50.78	0.81	119.31	0.97	78.56	0.90
	190.14	3.04	82.91	0.67	95.26	1.09
	43.88	0.70	62.56	0.51	120.61	1.38
	11.35	0.18	24.38	0.20	18.84	0.22
	463.10	7.41	453.81	3.69	194.06	2.22

2024 2025 1-6 2023

2023 2024 2025 1-6

	305	223	153
	3,335.32	6,201.54	4,591.09
	21.88	27.81	30.01

= + /2

2023 -2025 6

20 /

2024 2025 1-6

2023 2024 2025 1-6

	748.76	57.80	1,207.72	49.32	1,080.02	54.66
	80.28	6.20	380.62	15.54	164.43	8.32
	202.89	15.66	315.58	12.89	243.65	12.33
	80.89	6.24	165.06	6.74	141.43	7.16
	134.73	10.40	81.65	3.33	109.73	5.55
	-	-	56.60	2.31	78.62	3.98
	47.98	3.70	241.64	9.87	157.95	7.99

2023 2024 2025 1-6

	3,469.38	6,248.92	4,756.60
	116.38	418.07	151.43
	-29.13	-88.05	-128.87
	83.93	383.30	674.63

	3,407.79		

2023

2022 12.41 2025 6 31.03

2023

4 / FCC

2023 2024 2025

1-6

	809.46	417.07	323.30
	62.70	-6.84	-284.84

2024 2025 1-6

2024 7,089.09 36.22%

2025

6 15,225.46

1-2

2024

	-80,418.59	-75,047.06	-7.16%
	97,148.51	102,562.61	-5.28%

	9,002.08	8,836.24

FCC

”

	80,476.21	41.33	84,622.21	41.16	57,423.08	31.57	24,463.87	49.53
	111,329.61	57.18	117,947.27	57.37	122,835.18	67.53	24,378.04	49.35
	1,683.53	0.86	1,885.60	0.92	935.97	0.51	136.62	0.28
	1,211.25	0.62	1,148.32	0.56	690.82	0.38	417.52	0.85

2023 132,488.99 268.22%

	182,179.97	114,553.77	16,701.04	125,885.75
	-	-	10.77	-
	42.36%	30.42%	7.13%	63.19%
	30.68%	23.19%	5.09%	49.18%

125,885.75 16,711.81

114,553.77 182,179.97

2025 6

	5,646.52	
	18,843.56	
	137,876.64	
	19,100.42	
	712.83	

1%

		2025/06/30
1		13,444.33
2		2,946.70
3	20 /	126,877.81
4	10 /	8,762.35
5		4,038.15
6		2,304.36

7		4,112.22	
8	/ 1000	4,802.09	
	/		143,738.56

2023

4,272.95	4,272.95	100.00%	2024/12/27-2024/12/30
134,231.80	134,231.80	100.00%	2024/12/21

2024 2024 FCC

2024

2025 1-6 69.84% 54.12%

FCC 65.21% 63.11%

2022 12 2023 2024

2025 1-6 79.97% 72.72%

91.97% 2024 2025 1-6

,

8 ——

Ã à

2Mא q

2024

395 3

2023 4 3

1,819.63	3,270.88	3,215.72	3,273.16	3,330.73	3,388.02	3,418.52
-	79.76%	-1.69%	1.79%	1.76%	1.72%	0.90%
34.83%	33.80%	32.01%	32.36%	32.70%	33.02%	33.21%

-12,158

10.92%

5,072.36

2017 1 1 /

720 / 2019

2025 4

[2025] 0159

2025-2033 12.59%

	2,640.65	2,957.14	3,206.88	3,341.17	3,431.66
	2,640.65	2,957.14	3,206.88	3,341.17	3,431.66
	1,907.52	2,026.77	2,124.43	2,169.71	2,208.63
	1,907.52	2,026.77	2,124.43	2,169.71	2,208.63
	28.13	32.03	35.13	36.88	37.99
	81.07	88.54	94.85	99.11	102.65
	214.51	232.26	247.75	259.15	269.19
	409.43	577.55	704.71	776.32	813.21
	409.43	577.55	704.71	776.32	813.21
	409.43	577.55	704.71	776.32	813.21
	525.04	525.04	525.04	525.04	525.04
	3.20	3.20	3.20	3.20	3.20
	159.29	159.29	159.29	159.29	159.29
	1,284.03	132.17	104.99	54.12	38.26
	-505.66	814.34	968.67	1,091.15	1,143.90
	0.89	0.79	0.70	0.62	0.55
	-449.13	642.43	678.65	679.02	632.23
	4,785.42				
	4,785.42				

2023 2024 2025

2025

	1,661.09	2,286.95	2,640.65	2,957.14	3,206.88	3,341.17	3,431.66

	-	37.68%	
	0.31%	9.52	

2023 2024

2024

2024

32.29%

“

194,700.60 182,179.97

FCC

2024

2024

20 /

”

20	/	150,008.00	2023	2025	7	2025 10
10	/	25,000.00				2026 5

	/						
		55.22	220.88	220.88	220.88	220.88	220.88
		175.39	350.78	350.78	350.78	350.78	350.78
		-	819.85	819.85	819.85	819.85	819.85
		2,084.44	13,485.36	20,438.80	20,438.80	20,438.80	20,397.30
		138,138.65	**259,229.15**	**309,608.70**	**316,994.77**	**324,380.86**	**334,676.02**
		10,463.18	**40,332.89**	**40,954.66**	**44,814.88**	**47,746.61**	**51,985.10**
= /		**1.51%**	**5.20%**	**6.60%**	**6.45%**	**6.30%**	**6.09%**
= /		**19.92%**	**33.44%**	**49.91%**	**45.61%**	**42.81%**	**39.24%**

1

	-	-	3,218.42	3,218.42	3,218.42	3,218.42
	-	-	3,487.62	3,487.62	3,487.62	3,487.62
20	1,607.00	9,642.00	9,642.00	9,642.00	9,642.00	9,600.50
	-	346.35	593.75	593.75	593.75	593.75
10 /	246.83	1,481.00	1,481.00	1,481.00	1,481.00	1,481.00
1 1000	-	624.50	624.50	624.50	624.50	624.50
	55.22	220.88	220.88	220.88	220.88	220.88
	175.39	350.78	350.78	350.78	350.78	350.78
	-	819.85	819.85	819.85	819.85	819.85
	2,084.44	13,485.36	20,438.80	20,438.80	20,438.80	20,397.30
	138,138.65	259,229.15	309,608.70	316,994.77	324,380.86	334,676.02
	10,463.18	40,332.89	40,954.66	44,814.88	47,746.61	51,985.10
= /	1.51%	5.20%	6.60%	6.45%	6.30%	6.09%
= /	19.92%	33.44%	49.91%	45.61%	42.81%	39.24%

1

2 T 2024

4

“ 2505-445200-04-01-126045 “

”

2025 6

			2025.06.30		
3 1	20	/	150,008.00	99,948.77	50,059.23
2			37,667.00	80.92	37,586.08
3			53,201.62	7,043.51	46 Î.6x q

	74,696.99	194,212.17	252,475.83
/	20.00%	20.00%	20.00%
	14,939.40	38,842.43	50,495.17

85,000.00

60,000.00

1		37,667.00	35,000.00
2		53,201.62	25,000.00

2025 6 472,800.00

173,432.96

25,000.00

70% 17,500.00

10,000.00

27,500.00

[illegible]

181,269.6[illegible]

027

Ọ̈

	2027	K=E+J	**734,133.19**
2025 6			73.94%
2027			**58.30%**
2027			**69.88%**

B 2024

5

166,637.56

“ ”“ ”

“

20 / 10

/

166,637.56

202,129.00

2023

8,609.89 /

73.94%

2027 58.30%

2027 69.88%

”

2023 3 / FCC

70%

FCC

		FCC

12-15 1-2

20 /

2024

20 /

2022

	10,025.29	9,503.64	521.65
	284.90	284.64	0.26
	398.72	398.72	-
	4.76	4.76	-

2023

	15,914.55	14,555.61	1,358.94
	2,170.85	2,167.12	3.73
	1,303.06	904.34	398.72
	4.01	4.01	-

2024			
	14,346.21	13,000.37	1,345.84
	2,665.24	2,350.03	315.21
	2- /		

2023

“ 20 / ”

Ļ Ď Đ Ď ש ש Ď א Ň p Ď з Ť Đ

28,173.69

0 5 òÃ ("^‰FJ(d ÓŘpo

ש o FÀ0W$CJ‡Ò)$ • R€2(^”d7Ó¼VÑL3) R€2(^”d8e$V•ÑL

20

20 ÕÄ©Ñ Ä

ש ∫

F

2,317.40	1,920.11	82.86%
135.93	135.93	100.00%
96.98	96.98	100.00%

ά Υ΄خه ن

1

”

2025 6 30

	51,934,350	22,270,000	42.88%	11.36%
	15,159,900	**9,095,500**	**60.00%**	**4.64%**
		31,365,500	**46.75%**	**16.00%**

8,120,000

0

12.10% **4.12%**

2025 6 30

			2,700,000	2024.07.22-2025.07.22	4,000.00	/
			6,705,500	2024.07.19-2025.07.19	11,300.00	
			8,120,000	2024.07.09-2026.09.09	24,900.00	
			8,470,000	2024.07.15-2025.07.15		
			5,660,000	2024.07.11-2025.07.11		
			20,000	2024.10.11-2026.07.27		

230% 200%

“

/

15%,

T

ST *

”

170% 150%

“

شي صد ً ð ٢

/

”

180% 160%

“

7 "



2025 6 30

31,365,500 2025 6 30 20

60 120 173.28 / 148.29

/ 129.74 /

129.74 / 20% 40%

				103.79 /		
		2,227.00	24,900.00	180%	160%	928.27%
		670.55	11,300.00	170%	150%	615.89%
		239.00	4,000.00	230%	200%	620.14%
				77.84 /		
		2,227.00	24,900.00	180%	160%	696.20%
		670.55	11,300.00	170%	150%	461.92%
		239.00	4,000.00	230%	200%	465.10%

129.74 / 40%

“ 1

2

3

46.75%

2025 6 30 20 60

120 173.28 / 148.29 / 129.74 /

129.74 /

20% 40%

103.79 /

đ

2025 1-6

%

2023 2024

2024 2025 1-6

20 /

2023 20.21%

	457.53	1,095.10	921.37	238.23
	0.82%	0.96%	0.87%	0.67%
	14,033.35	**35,856.57**	35,124.38	**28,786.31**
FCC	9,637.70	23,450.59	17,994.66	17,181.80

	460.71	993.57	771.26	444.12
	0.82%	0.86%	0.72%	1.22%

2025 6 30

5

12,548.23

240.00

2020 12 2025 1

“ ”

2,282.63

2019.11.15 8,602.03 34.88%

2025.1.22 710.00 3- شي

2024 7

517.68

	2020.10.30	5,500.00		9.0909%

13						1,500.00	2024/4/10	2.14%
14						1,000.00	2024/4/10	1.81%
15				3		1,000.00	2024/4/10	0.50%
16		90				1,000.00	2024/4/10	3.19%
17	2	A				1,000.00	2024/4/10	2.01%
18					2	198.09	2024/4/10	3.71%
19						.00	2024/4/18	1.81%
20					1		2024/4/24	2.14%
21			3				2024/5/1	1.50%-3.50%
22	100	75	FOF				4/5/13	5.08%
23	1	-					/7	2.70%
24								

27					800.00	2024/8/15	2.02%
28					100.00	2024/8/15	1.38%
29					100.00	2024/8/16	1.38%
30					1,000.00	2024/8/16	1.92%
31					1,000.00	2024/8/17	1.92%
32					100.00	2024/8/19	1.38%
33	E				1,000.00	2024/9/6	2.4%-2.7%
34					1,000.00	2024/9/9	2.32%
35					1,000.00	2024/10/25	1.96%
36	2				800.00	2024/10/25	2.84%
37	49				1,400.00	2024/10/28	1.63%
38	3				800.00	2024/10/29	2.96%
39					1,500.00	2024/10/29	5.34%
40	35				1,000.00	2024/10/29	2.50%
41	165 B				700.00	2024/10/31	1.92%

42	31		700.00	2024/10/31	1.51%
		C JS001			
43			700.00	2024/11/27	2.40%
44			2,000.00	2025/1/24	
		2			

71	7				1,000.00	2025/4/15	2.23%
72	7 3				1,000.00	2025/4/15	3.63%
73	1				2,970.00	2025/4/16	1.55%
74	2				500.00	2025/4/16	2.26%
75	- 2458				500.00	2025/4/16	1.71%
76	3				500.00	2025/4/17	2.52%
77	1				1,000.00	2025/4/30	2.70%
78	78				1,000.00	2025/4/30	2.70%
79	50				1,000.00	2025/4/30	2.11%
80	1				1,000.00	2025/4/30	2.26%
81	14 1				1,000.00	2025/5/6	2.14%
82	60 L				1,000.00	2025/5/14	2.83%
83	4				3,000.00	2025/5/19	2.04%
84	3				2,000.00	2025/7/17	3.61%

A

5%

10

4

5

6

7

8

9

	180,331.28
	255,113.57
	70.69%
	96,165.12
	114,553.77
	83.95%

70.69% 83.95%

12

1

2

3

4

5

6

7

๐

9





2024

2023 2024

1

8

8,120,000 **4.12%**

2025

6 30 120 40%

9

2023

2023

10

18

2025 1-6

%

	1,168.91	2.08	3,672.27	3.23	3,566.36	3.35	2,597.06	7.26
	34,327.53	61.18	62,668.04	55.06	66,663.00	62.68	1,341.25	3.75
FCC	11,424.46	20.36	26,809.47	23.56	20,522.65	19.30	19,805.69	55.34
	2,053.87	3.66	6,875.15	6.04	6,715.69	6.31	-	

“ ” “ ”

1	32%	23,843.64	55.48%
2		10,912.14	25.39%
3	10%	3,064.32	7.13%
4		1,350.74	3.14%
5		3,808.33	8.86%

31%

“

” “

” 74.31%

32% 28.00 9.75

20.12%

20.12%

“ ”

“ ”

1		17,365.57	62.66%
2		9,369.21	33.81%
3		978.10	3.53%

2023 2024 2025 1-6

2,146.40 5,488.08 1,381.18

2.02% 4.82% 2.46%

		-	

			80% 10%
		80%	10%

2		67,260.80	8.15%	
3		91,200.00	11.05%	
5		41,384.00	5.01%	
6		12,281.20	1.49%	

74.31%

28.00 / 32% 4.28 /

4.30 32%

2.38 1.09

32% 28.00 / “

” 48% 6 / 32%

9 /

0.5 48% 32% 0.75 /

32% 9.75

20.12%

2023

2023	1,031.25	8%	193.75	1,000 /

32% 32%

887 /

18.25 / 32%

3 14

80%

10%

1 4~5 2023-2024

20 /

2 2025 8

10

10 /

3 2025 10 1.16

2021 6

1

90%

“ ”

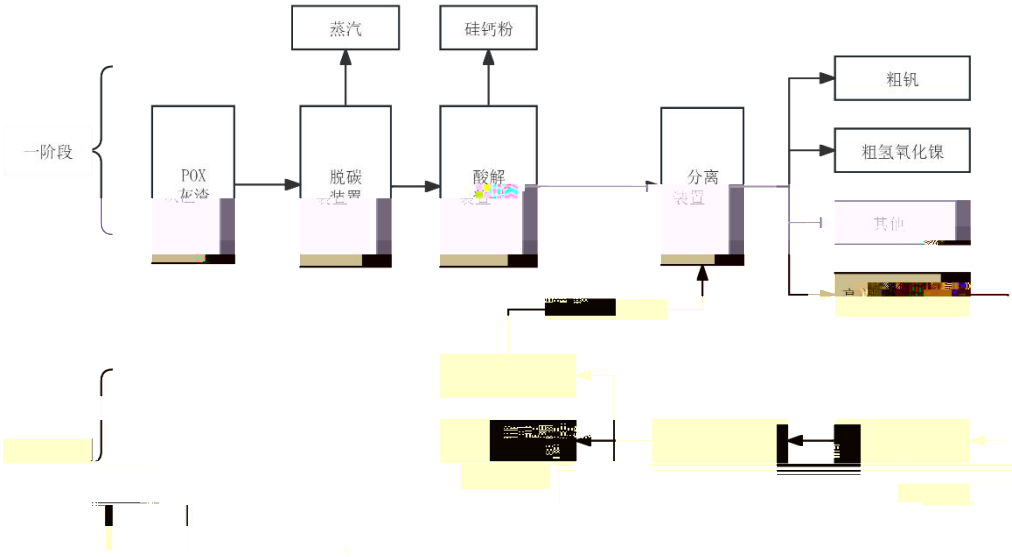

“

”

2024 8-10	
2025 1 -2	
2025 3	
2025 4-7	

2024 3 4 2024 4 18

15

GB/T 35471-2017

2024

12 3 “ CaSO4

( ) 4 ”

2024 4

2025 6

1 4 41 56

73

2012

10 8 “

” “ ”

2010

2 2

“ ”

I

“ 1 3 ”

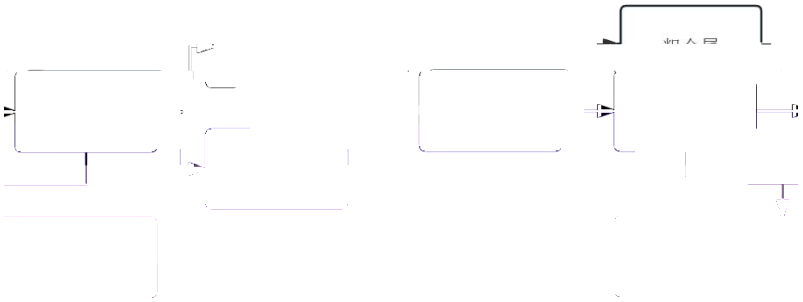

2010

2013

“ ”

“ F

“ ” “

”

”

“ ”

2025 7 30

2025

5 21

2505-445200-04-01-126045 2025 7 8

[2025]15 2025

第053“+

	42,979.16
	32,410.91
	24.59%
	5,034.39
	3,775.79
	8.79%

2023 2024

2023	133,648.00	204.13
2024	326,290.00	303.67
2025 1-6	211,411.00	175.70

2023 2024 2025 1-6

2023	159,939.07	133,648.00
2024	145,437.99	326,290.00
2025 1-6	91,973.24	211,411.00

2023

32% 26.88 / 28.00

/ 89,600 /

99,732.65 / 10 /

	70,810.18		58,343.60
	55,351.62	/	67,818.20

$CaSO_4$

	145,859.00		
	58,343.60		99,732.65
	87,515.40		
	44,879.69		91,006.04

1 2024 40%

40%

58,343.60t/a 87,515.40t/a

70,810.18 /

/

133,648.00 395,265.00

“ ”

“ ”

“ ”

2025 1-6

81.81%

‘ 20 /

’

2023 2024

25.86% 76.47%

2019

“ ”

54.3 / 2021

16.96 /

2007 7 2018 2

2023

16.96 / 5.04 /

/

	1			4~5	2023-2024
	2	20 /	2025 10	8	
	3	10 /	2023 2025 10	1.16	
	1		2021 6	1.76	

2023-2024
11.92 1,338.23 /
1,074.60 /
“ 20 / ”

3 14

80% “ 20 / ”

15.00 126,877.81 2025

7 2025 7 19

2025 10

“ 10 / ” 2.30

8,762.35

2025 10 “ 20 / ”

10%

, m אַ n ﷺ m "

90% s İ w̄ צ M

كم

32% 28.00 / 0.75 “ 20 /

” 16.96 /

9 “ 20 / ” “ 10 /

”

2021 4.6

1.3 6,100

2022 “ ”

2023

6200 1900 4300

30%

“ ”

20 /

10 /

2

15.00

126,877.81 2025 7



2024 9

ISCC

PLUS

20 / 10 /

1

1

“ 1 3

”

90%

“

”

0.24 /

3 14

80%

10%

“ .#

2023

2023 1.1%

20.7% 2024

2024

2.1% 8.8%

İ n İ

“

” “ ”

2019

2017	0.66	0.65	101.54%
2018	0.74	1.02	72.55%
2019	0.81	1.29	62.79%
2020	0.73	1.40	52.14%
2021	0.87	1.70	51.18%
2022	0.95	1.80	52.78%
2023	1.05	2.10	50.00%

2024	1.30	-	-

3 / FCC

1 /

70%

30%

2019

2019 FCC

		2025 1-6						
FCC		-	154	198.00	240.00	-	1,398.43	2,148.01
	/	-	14.027.30	13,277.18	14,363.69	-	14,199.57	15,894.81
		9.240.92	25,846.14	16,332.57	12,782.82	9,076.80	7,963.46	7,165.10
	/	889.07	1.099.36	1,212.18	1,268.46	1,718.90	1,994.08	2,042.57

2020 FCC

2020 2021 FCC

34.90% 100.00%

2022 FCC

“

”

2021 77.12%

2021

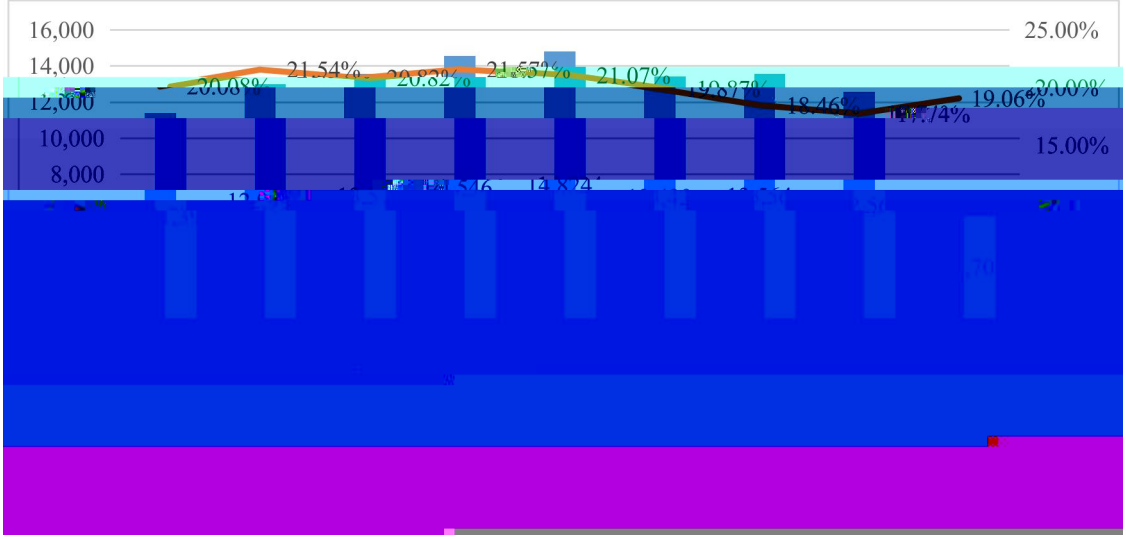

2020 5

2019 5,901.19 2019

	-	-	-	566.28	2,362.35
	-	-	-	215.41	465.19
	-	-	-	409.36	723.97
	-	15.55	1,096.70	1,544.30	1,447.26
	-	-	710.57	763.63	902.42

32% 887 / 1,000 /

2,654.87 / 4,000-7,000 /

2023

1,200 / 4,800 /

2,500 /

300 /

3		49,635.00	300.00	1,489.05

“ ” 2021

خ ھ h

			24.27%	5.84%	2.53%

35.80%

24.59%

35.80%

2019 1

3 2

3 3 2 2

3

“ ”

“ ”

2023

2025 10 2025
10

“ ”

—

37,667.00

1		13,816.00	36.68%	13,816.00	13,816.00
2		7,301.00	19.38%	7,301.00	7,301.00
3		13,511.00	35.87%	13,511.00	13,511.00
4		1,089.00	2.89%	975.00	372.00
5		1,050.00	2.79%	-	-
6		900.00	2.39%	-	-

2024 6 27

53,201.62

1		13,697.89	25.75	13,697.89	8,026.74
2		17,588.22	33.06	17,588.22	13,094.90
3		5,175.22	9.73	5,175.22	3,878.36

4		9,722.17	18.27	7,560.97	-
5		5,542.02	10.42	-	-
6		865.89	1.63	-	-
7		610.21	1.15	-	-

2024 6 27

5,686.13

“ ” 53,201.62

5,686.13 47,515.49

	91445200MA52WYTE4E
	8 203
	14,640
	2019-2-26

		14,640.00	100.00%

	91445224MA55Q2HT3U
	2 101
	24,676
	2020-12-18

		23,000.00	93.21%
		857.00	3.47%
		350.00	1.42%
		285.00	1.15%
		142.00	0.58%
		42.00	0.17%

350 1.42%

“

”

2 ——

—

— 6 6-8

“ 6-8 ”

6-8

6-8 “

”

93.21%

6-8 “

. . . . . ” 2019 2

6-8 “

”

1 NGP Ã

2

3

4 F

m "

2025 6 27

2024 A “ ” “ ”

	FCC

≈ ⋙ ⋙ ⋘ “ ” “ “ ” “ 10 “ ” “ ” . . . . . .

. . . . . ” “

2024 ” 0 2024 “ ” “ ” “ 0

“ ”

“ ” “

2017

”

“ ”

2017

2019

“ ” “

” “ ” “

2019 2019 7

”

,

2019 6

1 “ کا

2021 ”

2035

2 “

”

[2023]461

[2023]3

1,000

500

1,000 500

" z m v

2021 9 16

[2021]30

2025 7 8

“

”

2024 85

“

”

2023 7

235

64.47

2019

“ ”

“ ”

“ ”

“ ”

FCC

2021

“ ”

“ ”

2021

“ ”

“

”

1

2.98

5.83

2.82

0.03.

		0.0027
	TDS	193.454
	COD_{Cr}	1.039
	BOD_5	0.500
		0.648
		0.109
		0.151
		0.016
		0.122
	CODcr	0.900
		1.350
		0.018
		0.045
		0.135
	CODcr	2.903
		0.036
		0.726
		0.109
	COD_{Cr}	0.049
		0.073
		0.001
		0.002
		0.001
	CODcr	0.050
		0.033
	CODcr	21.551
	BOD5	3.014
		15.654
		1.366
		0.711
		1.744
		0.385
		0.005
		0.027

		0.0027
	TDS	193.454
		0.122

3

	39.8-47.04

7.04

	0.0016	
	0.0089	
	0.0123	
	0.0023	
	0.0007	
+ + + + +	0.2464	
g-TEQ/a	0.069	
VOCS	1.5097	
NH3	0.7063	
H2S	0.037	
	0.011	

2

	85-100	
	75-90	
	85-95	
	85-100	
	80-90	
	75-90	
	75-90	
	75-90	
	75-85	
	75-85	
	75-85	
	85-100	
	85-95	
	75-90	
	75-90	
	75-90	
	75-90	
	85-95	
	85-95	
	75-90	

4

		11.392	
		17.5	
		1,241.2	
		2,593	
		28.95	
		18	
		0.3	
		2,661	
		0.15	

		42.61	
		35,728	
		4,128	
		83.4	

“

”

		100.00
		756.00
		100.00
		110.00
		100.00
	1 3500m^3	300.00
		40.00

	1 “ + + ” 2	450.00
	1 + +UV + 15m 2 “ + + + ” 50m 3 “ + + + + + + +GGH +SCR ” 50m	5,205.00

						V	
				15m			
		”					
	6						
		15m					
							100.00
							400.00

ê Ã0 - PÕê°âB9 ÀâB9 0Ò£` È

[2023] 0225	1	2023.12.30
[2023] 0215	3.8	2023.12.15
2024 0165	1	2024.09.14
2024 1	7.30	2025.1.10
2025 00156	″H	

”

”,´ B‰0 “ 1. ‘

2.

1 2

3

”

}>þ 4 ŭ

“

”

1

2024 1 5

2023 12 29 2024 1 4

2024 9 13 2024 9 19

3.8

2023 12 22

2023 12 15 2023 12 21

2023 12

2025 00156 : “

( ) ”

2025 5

1 2024

2

3

4

5 2024 85

6

7 2019

8 2021

9

10

36

1 2024

2

3

4

5

6

7

8

2024 6 27

2024

A

,